

Annual Accounts

2010-2011



Malaviya National Institute of Technology Jaipur
J. L. N. Marg, Jaipur - 302 017



भारतीय लेखा तथा लेखापरीक्षा विभाग
कार्यालय प्रधान महालेखाकार (सिविल लेखापरीक्षा) राजस्थान
भगवानदास रोड, जयपुर-302 005

INDIAN AUDIT AND ACCOUNTS DEPARTMENT
OFFICE OF THE PRINCIPAL ACCOUNTANT GENERAL (CIVIL AUDIT), RAJASTHAN
Bhagwan Dass Road, Jaipur-302 005

To,

दिनांक / Date.....

The Secretary to the Government of India,
Ministry of Human Resource Development,
(Department of Secondary and Higher Education),
New Delhi - 110 001.

Subject:- Separate Audit Report on the accounts of Malaviya
National Institute of Technology, Jaipur for the year
2010-11.

Sir,

Please find enclosed the Separate Audit Report on the accounts of Malaviya
National Institute of Technology, Jaipur for the year 2010-11 alongwith a copy of Annual
Accounts.

2. The Audited Accounts & Separate Audit Report are required to be placed before
the AGM of the Apex Governing Body of the Institute for consideration & adoption and
resolutions passed thereon before these are sent by the Ministry for being placed before
the Parliament.

3. The dates of presentation of Audited Accounts & Separate Audit Report before
the Parliament may please be intimated. Five sets of printed documents (Separate Audit
Report, Annual Report & Audited Accounts) may also please be sent to this office.

4. Hindi version of the Separate Audit Report will be issued shortly.

5. Kindly acknowledge receipt of the documents.

Encl. As Above.

Yours faithfully,

Sd/-

Dy. Accountant General /IC-III

Dt. 21-11-2011

IC-III/Pr.A.G.(Civil Audit)/SAR/MNIT / 2010-11/ 2072

Copy forwarded along with a copy of the Separate Audit Report (English version)
and Audited Accounts to Director, Malaviya National Institute of Technology,
Jawahar Lal Nehru Marg, Jaipur 302017 with the remarks to ensure that Audited
Accounts & Separate Audit Report is adopted/ considered in the AGM of Institute's
Apex Governing Body and resolutions passed thereon before these are placed before the
Parliament. Copy of such resolution adopted/considered on the audited accounts and
report thereon may be furnished to this office.

Encl. As Above.

Sharma

Dy. Accountant General/ IC-III

**Separate Audit Report of the Comptroller & Auditor General of India on the
Accounts of Malaviya National Institute of Technology, Jaipur for the year
ended 31 March 2011.**

We have audited the attached Balance Sheet of Malaviya National Institute of Technology (MNIT), Jaipur as at 31 March 2011 and the Income & Expenditure Account/Receipts & Payment Accounts for the year ended on that date under Section 19(2) of the Comptroller & Auditor General's (Duties, Powers & Conditions of Service) Act, 1971 read with Section 22(3) of the National Institutes of Technology Act, 2007. These financial statements include the accounts of all units of the MNIT. These financial statements are the responsibility of the MNIT's management. Our responsibility is to express an opinion on these financial statements based on our audit.

2. This Separate Audit Report contains the comments of the Comptroller & Auditor General of India (CAG) on the accounting treatment only with regard to classification, conformity with the best accounting practices, accounting standards and disclosure norms, etc. Audit observations on financial transactions with regard to compliance with the Law, Rules & Regulations (Propriety and Regularity) and efficiency-cum-performance aspects, etc., if any, are reported through Inspection Reports/CAG's Audit Reports separately.
3. We have conducted our audit in accordance with auditing standards generally accepted in India. These standards require that we plan and perform the audit to obtain reasonable assurance about whether the financial statements are free from material misstatements. An audit includes examining, on a test basis, evidence supporting the amounts and disclosure in the financial statements. An audit also includes assessing the accounting principles used and significant estimates made by management, as well as evaluating the overall presentation of financial statements. We believe that our audit provides a reasonable basis for our opinion.
4. Based on our audit, we report that:
 - i. We have obtained all the information and explanations, which to the best of our knowledge and belief were necessary for the purpose of our audit.
 - ii. The Balance Sheet and Income & Expenditure Account/ Receipts & Payments Account dealt with by this report have been drawn up in the format approved by the Controller General of Accounts, Government of India.
 - iii. In our opinion, proper books of accounts and other relevant records have been maintained by the MNIT, Jaipur as required under section 22(1) of the National Institutes of Technology Act, 2007 in so far as it appears from our examination of such books
 - iv. We further report that:

Comments on Accounts

Balance Sheet

Liability

Current Liabilities & Provisions (Schedule 7) ₹ 67.99 crore

(i) TEQIP IRG ₹ 2.34 crore

Interest earned on TEQIP fund ₹ 2.30 crore during the year and TEQIP project unspent grant of ₹ 0.04 crore was transferred to institute's Current Bank Account. The amount was to be kept under the head TEQIP related activity Fund as suggested by the Budget Committee and also under N P I U guideline. The aforesaid amount has however, been kept under the current liabilities and provisions instead of Earmarked Fund as suggested by the Budget Committee and also by N P I U. This has resulted in overstatement of liabilities and understatement of Earmarked Fund to the extent of ₹ 2.34 crore.

(ii) Deposit of MBA Management Technology ₹ 0.31 crore

A two years course namely "Technology Management Master Program" was started at MNIT with the collaboration of Greenwich University for the period from 2009-10 to 2010-11. Unspent balance of fee ₹ 31.17 lakh of 16 students for the year 2009-10 was shown as current liability instead of income resulting in overstatement of deficit as well as current liability to the extent of ₹ 31.17 lakh.

(iii) An amount of ₹ 1.00 lakh per student was payable to the Greenwich University, UK for their contribution to the course as per B.O.G minutes dated 28.06.09. Provision of liability for ₹ 8 lakh for the year 2010-11 has not been made resulting in understatement of deficit as well as current liabilities by ₹ 8 lakh.

(iv) Provision towards refundable fees has been made for ₹ 15.22 lakh instead of ₹ 28.66 lakh resulting in understatement of deficit as well as current liability to the extent of ₹ 13.44 lakh.

Assets

Fixed Assets ₹ 92.42 Crore (Schedule -8)

(i) Land ₹ 4.29 crore

The facts of non availability of details in respect of compensation of ₹ 4.29 crore paid to Government of Rajasthan, holding of 105.89 hectare land as against 186.96 hectare and holding of land (free of cost) have not been disclosed in the Accounts despite commented in previous SAR's for 2007-08 to 2009-10.

MALAVIYA NATIONAL INSTITUTE OF TECHNOLOGY JAIPUR
Balance Sheet 2010-11

(ii) Building ₹ 7.62 crore

This is understated by ₹ 44.63 lakhs being value of seven works completed and being utilized by MNIT but not shown as fixed assets in the Balance Sheet. This has also resulted in understatement of "other liabilities and provisions" (being net of minus & plus balances of advances to Raj. State Bridge Construction Corporation (RSBCC) by ₹ 30.97 lakhs and overstatement of "current assets, loan and Advances" (being advances given to Awas Vikas Sansthan) by ₹ 13.66 lakhs. The depreciation was also not provided on these seven works.

(iii) Capital work in progress ₹ 0.86 crore

This includes ₹ 53.15 lakh representing cost of computers, cds, software etc. purchased for MIS Development during the period from 1999-2000 to 2003-04 and installed at the institute but being shown as capital work in progress instead of its capitalisation into fixed assets.

This has resulted in overstatement of capital work in progress and understatement of fixed assets to the extent of ₹ 53.15 lakh.

B. Grant-in-aid

During the year 2010-11 the MNIT received grant-in-aid of ₹ 42.29 crore (Plan ₹ 19.15 crore and Non-Plan ₹ 23.14 crore including ₹ 0.25 crore received in March, 2011) from Government of India. Balance of unspent grant of ₹ 32.29 crore (Plan ₹ 27.54 crore and Non-Plan ₹ 4.75 crore) was available in the beginning of the year. It earned income ₹ 12.40 crore (Plan ₹ 0.13 crore and Non-Plan ₹ 12.27 crore) during the year. The Institute could utilise a sum of ₹ 79.96 crore (Plan ₹ 43.01 crore and Non-Plan ₹ 36.95 crore) leaving a balance of ₹ 7.02 crore (Plan ₹ 3.81 crore and Non-Plan ₹ 3.21 crore) as on 31st March 2011. Grant released by M/s Infosys Ltd. was lying unutilized amounting to ₹ 0.41 crore.

C. Effect of audit comments on accounts.

The net impact of the comments given in preceding paras is that as on 31 March 2011, the Assets were understated by ₹ 30.97 lakh, liabilities were understated by ₹ 21.24 lakh and deficit were overstated by ₹ 9.73 lakh.

D. Management letter

Deficiencies which have not been included in the Audit Report have been brought to the notice of the Management through a management letter issued separately for remedial/corrective action.

v. Subject to our observations in the preceding paragraphs, We report that the Balance Sheet and Income & Expenditure Account/Receipts & Payments Account dealt with by this report are in agreement with the books of accounts.

- vi. In our opinion and to the best of our information and according to the explanation given to us, the said financial statements read together with the Accounting Policies and Notes on Accounts, and subject to the significant matters, stated above and other matters mentioned in Annexure-1 to this Audit Report give a true and fair view in conformity with accounting principles generally accepted in India.
- a. In so far as it relates to the Balance Sheet, of the state of affairs of the Malaviya National Institute of Technology, Jaipur as at 31 March 2011; and
- b. In so far as it relates to Income & Expenditure Account of the Deficit for the year ended on that date.

For and on behalf of the C&AG of India

Place : Jaipur
Date : 21-11-2011.


Principal Accountant General (Civil Audit)
Rajasthan, Jaipur

Annexure-1 of the SAR of MNIT Jaipur for the year 2010-11

1. Internal Audit System

- (i) There is no internal audit system prevailing in the institute.
- (ii) No internal audit manual has been prepared.

2. Internal Control System

Review of internal control system in MNIT revealed the following deficiencies:

- (i) Accounts records were up to date except for initial and subsidiary records of assets acquired by the institute. Subsidiary records of library books, plant and machineries were not reconciled.
- (ii) No accounting manual has been prepared and accounts heads were not coded.
- (iii) Management Information System (MIS) to ensure timely flow of information was not functioning in the institute.

3. Physical Verification of Fixed Assets

Physical verification of assets was not conducted timely and regularly. Fixed Assets register is being maintained but not tallied with financial accounts regularly. Physical verification of assets was not conducted from 2007-08.

4. Physical Verification of Inventories

Physical Verification of Inventories was not conducted from 2007-08.

5. Regularity in payment of statutory dues


Statutory dues were being deposited by the institute on regular basis. A notice was received from Cess Assesment Officer under the Building & Other Construction Workers Welfare Cess Act, 1996 to deduct cess amount from contractor bills. Neither the amount deducted and deposited nor a note on the matter has been mentioned in notes on accounts.



Audit Officer/IC-III

BALANCE SHEET

**Receipt & Payment Account
and
Income & Expenditure Account
for the year ended
31st March, 2011**



**Malaviya National Institute of Technology Jaipur
J. L. N. Marg, Jaipur - 302 017**

CONTENTS

Description	Page No.
Balance Sheet	3
Income & Expenditure	4
Schedules 1 - 25	5-41
Statement of Receipts & Payments	42-45
Annexure A	A I - A VI
Annexure B	B I - B II

Balance Sheet as on 31st March 2011

(Amount in Rs.)

Particulars	Schedule	Figures as on 31.03.2011	Figures as on 31.03.2010
Corpus/ Capital Fund and Liability			
Capital Fund	1	951430856.00	569850596.00
Reserve and Surplus	2	214124.00	214124.00
Provident/ Endowment/ Earmarked Funds	3	258718323.00	232481887.00
Secured Loans & Borrowings	4	0.00	0.00
Unsecured Loans & borrowings	5	7530392.00	7530392.00
Deferred Credit Liabilities	6	0.00	0.00
Current Liabilities & Provisions	7	679898002.00	741509199.00
		1897791697.00	1551586198.00
Assets			
Fixed Assets	8	924188912.00	574841664.00
Investments – Provident/ Endowment Funds	9	228204459.00	204675671.00
Investments – Others	10	519861657.00	539999641.00
Current Assets, Loans & Advances, Misc. Expenditure	11	225536669.00	232069222.00
		1897791697.00	1551586198.00
Significant Accounting Policies Contingent Liabilities	24		
Notes on Accounts	25		


Dy. Registrar (A/c)


Registrar


Director

Income & Expenditure A/C for the year ending on 31.03.2010

Particulars	Schedule	Amount in Rs.	
		Figures as on 31.03.2011	Figures as on 31.03.2010
<u>Income</u>			
Income from Sales and Services	12	5085306.00	7250054.00
Sharable Grant (Government of India)	13	261291972.00	386023437.00
Students Fees	14	127475118.00	86037259.00
Income from Investments	15	0.00	0.00
Income from Royalty, Publication etc.	16	0.00	0.00
Interest	17	38736042.00	38501279.00
Other Income	18	18815483.00	19436028.00
Increase/Decrease in Stock of Fixed Goods and Working Progress	19	0.00	0.00
		451403921.00	537248057.00
<u>Expenditure</u>			
Establishment Expenses	20	341220418.00	484707981.00
Other Administrative Expenses	21	77950491.00	93358357.00
Expenses Grants/Subsidies	22	0.00	150000.00
Interest	23	0.00	0.00
Depreciation	-	59387225.00	35664390.00
		478558134.00	613880728.00
Surplus/Deficit during the year		(-) 27154213.00	(-) 76632671.00


Dy. Registrar (A/c)


Registrar


Director

Schedule – 1 Corpus/Capital Fund

Particular	Amount in Rs.	
	Current Year	Previous Year
Balance as at the beginning of the year	569850595.92	433238333.55
Add : Contributions towards Corpus/Capital Fund		
Capital Grant	408139219.00	219593151.00
Assets Capitalized which were Purchased during the previous year	0.00	109764.00
Addition : Capital Fund (TEQIP)	0.00	78866.00
Add/(Deduct) : Balance of net income/(expenditure) transferred from the Income and Expenditure Account		
Capitalized out of Recurring Grant/Expenses	595254.00	973085.00
Deficit During the year	-27154212.87	-76632670.63
Transfer to Endowment Fund (from ME – Part Time)	0.00	-7509933.00
Total	951430856.05	569850595.92


Dy. Registrar (A/c)


Registrar

C. Earmarked Funds :-

I Research Development Fund :-

Particulars of Funds	Balance as on 01.04.2010	Grant Received	Income	Capital Expenses	Other Expenses	Balance as on 31.03.2011
Structural Engg. Deptt.	4829294.29	0.00	274006.00	0.00	0.00	5103300.29
Met. Engg. Deptt.	232710.41	0.00	0.00	0.00	0.00	232710.41
Civil Engg. Deptt.	1079276.20	0.00	303499.00	0.00	23260.00	1359515.20
Elect. Engg. Deptt.	38583.75	0.00	0.00	0.00	0.00	38583.75
General	3037575.94	0.00	1101269.00	0.00	0.00	4138844.94
ECE Engg. Deptt.	148000.00	0.00	8840.00	0.00	0.00	156840.00
Chemical Engg. Deptt.	2500.00	0.00	0.00	0.00	0.00	2500.00
Mech. Engg. Deptt.	31865.00	0.00	0.00	0.00	0.00	31865.00
Computer Engg. Deptt.	0.00	0.00	360000.00	0.00	0.00	360000.00
Total - I	9399805.59	0.00	2047614.00	0.00	23260.00	11424159.59

II Emeritus Fellowship (Government of India)

Particular of Funds	Balance as on 01.04.2010	Grants Received	Income	Capital Expenses	Other Expenses	Balance as on 31.03.2011
Dr. S.K. Bhatnagar	25812.00	0.00	0.00	0.00	0.00	25812.00
Total - II	25812.00	0.00	0.00	0.00	0.00	25812.00

III Career Award Scheme to Young Teachers

Particular of Funds	Balance as on 01.04.2010	Grants Received	Income	Capital Expenses	Other Expenses	Balance as on 31.03.2011
Dr. Rohit Goyal	224065.50	0.00	0.00	0.00	0.00	224065.50
Sh. Manoj Fozdar	-36384.00	0.00	0.00	0.00	0.00	-36384.00
Dr. Vijay Janyani	284266.00	0.00	0.00	0.00	0.00	284266.00
Sh. Rajesh Kumar	-18932.00	0.00	0.00	0.00	0.00	-18932.00
Mrs. Namita Mittal	222550.00	0.00	0.00	0.00	0.00	222550.00
Dr. Vijay Laxmi	276163.00	0.00	0.00	0.00	276163.00	0.00
Total III	951728.50	0.00	0.00	0.00	276163.00	675565.50

IV New PG Courses Fringed Balance

Particular of Funds	Balance as on 01.04.2010	Grants Received	Income	Capital Expenses	Other Expenses	Balance as on 31.03.2011
Balance B/F	205297.25	0.00	0.00	0.00	0.00	205297.25
Total IV	205297.25	0.00	0.00	0.00	0.00	205297.25

V Bikaner Engineering College

Particular of Funds	Balance as on 01.04.2010	Grants Received	Income	Capital Expenses	Other Expenses	Balance as on 31.03.2011
As per Last B/S	100000.00	0.00	0.00	0.00	0.00	100000.00
Total V	100000.00	0.00	0.00	0.00	0.00	100000.00

VI VLSI Project (II Phase)

Particular of Funds	Balance as on 01.04.2010	Grants Received	Income	Capital Expenses	Other Expenses	Balance as on 31.03.2011
Balance B/F	507281.00	775000.00	325690.00	0.00	1053346.00	554625.00
Total VI	507281.00	775000.00	325690.00	0.00	1053346.00	554625.00

MALAVIYA NATIONAL INSTITUTE OF TECHNOLOGY JAIPUR
Balance Sheet 2010-11

VII Special Training Programme for SC/ST Students

Particular of Funds	Balance as on 01.04.2010	Grants Received	Income	Capital Expenses	Other Expenses	Balance as on 31.03.2011
	4071669.00	0.00	0.00	0.00	9600.00	4062069.00
Total VII	4071669.00	0.00	0.00	0.00	9600.00	4062069.00
Total C (I to VII)	15261593.34	775000.00	2373304.00	0.00	1362369.00	17047528.34

D. Student Fund Endowment / Earmarked Funds

Particular of Funds	Balance as on 01.04.2010	Grants Received	Income	Capital Expenses	Other Expenses	Balance as on 31.03.2011
BKS Mathur Gold Medal	13008.38	0.00	0.00	0.00	0.00	13008.38
Book Bank SC/ST	173504.00	0.00	0.00	0.00	0.00	173504.00
Gold Medal (Civil)	5000.00	0.00	0.00	0.00	0.00	5000.00
Proctor Account	287555.00	0.00	0.00	0.00	0.00	287555.00
Staff Welfare Fund	3026730.44	0.00	498878.00	0.00	26296.00	3499312.44
TOTAL (D)	3505797.82	0.00	498878.00	0.00	26296.00	3978379.82
Total of Schedule No. 3 (A + B + C + D)						258718322.36



Dy. Registrar (A/c)



Registrar

Schedule – 4 Secured Loans & Borrowings

Particular	Amount in Rs.	
	Current Year	Previous Year
Secured Loans & Borrowings	0.00	0.00

Schedule – 5 Unsecured Loans & Borrowings

Particular	Amount in Rs.	
	Current Year	Previous Year
Interest Free Loan for Construction of Hostel Building (From GOI)	6050084.83	6050084.83
Loan for Construction of Staff Quarters (From GOI)	1480307.00	1480307.00
Total	7530391.83	7530391.83

Schedule – 6 Deferred Credit Liabilities

Particular	Amount in Rs.	
	Current Year	Previous Year
Deferred Credit Liabilities	0.00	0.00


Dy. Registrar (A/c)


Registrar

Schedule 7 : Current Liabilities & Provisions

I (A) Unspent Balance as on 31.03.2011 (Plan Grant Government of India)

Particulars	Balance as on 01.04.2010	Grant Received/Re- appropriation	Income	Utilization		Balance as on 31.03.2011
				Other	Capital	
Composite Campus Renovation			0.00	1499331.00	1322823.00	
Electric Power Supply & DG Set			0.00	0.00	421000.00	
Equipments			0.00	53662.00	23223258.00	
Furniture & Fixture including Hostel			0.00	151056.00	4977447.00	
Internet Lease Line Charges			0.00	28825.00	0.00	
Computer & Peripherals				0.00	34650.00	
	38112761.20	70000000.00				76400709.20
TOTAL (A)	38112761.20	70000000.00	0.00	1732874.00	29979178.00	76400709.20

(B) Projects Grants

Particulars	Balance as on 01.04.2010	Grant Received	Income	Utilization		Balance as on 31.03.2011
				Other	Capital	
Instrumentation	3828.60	0.00	0.00	0.00	0.00	3828.60
Increase of Intake Capacity	89715.07	0.00	0.00	0.00	0.00	89715.07
Infrastructure grant of Improvement in Development of Economy.	17500.00	0.00	0.00	0.00	0.00	17500.00
Development of Chemical reaction Lab.	93000.00	0.00	0.00	0.00	0.00	93000.00
Mod. of Lab. & Removal of Obsolesce (Struct.)	82903.60	0.00	0.00	0.00	0.00	82903.60
Development in the area of Telematics	800.00	0.00	0.00	0.00	0.00	800.00
Modernization of Elect. Workshop	129916.00	0.00	0.00	0.00	0.00	129916.00
Development ALB for Adv. Costing by Plasma & Laser Techniques.	960662.19	0.00	0.00	0.00	0.00	960662.19
Investigation and Combustion's and performance optimization of dual fuel engine Bio-gas & Diesel.	499.31	0.00	121.00	110.00	0.00	510.31
TOTAL C/F	1378824.77	0.00	121.00	110.00	0.00	1378835.77

MALAVIYA NATIONAL INSTITUTE OF TECHNOLOGY JAIPUR

Balance Sheet 2010-11

Particulars	Balance as on		Grant Received	Income	Utilization		Balance as on 31.03.2011
	01.04.2010	01.04.2011			Other	Capital	
TOTAL B/F	1378824.77	1378835.77	0.00	121.00	110.00	0.00	1378835.77
Security evaluation of Prevention Control of Modern Power System.	149302.00	149302.00	0.00	0.00	0.00	0.00	149302.00
Chemical Reaction lab.	43527.72	45554.72	0.00	2137.00	110.00	0.00	45554.72
Rehabilitation concepts for sustainable development of urban poor.	594827.00	594827.00	0.00	0.00	0.00	0.00	594827.00
Quality up-gradation of aluminum base material by surface treatment	63474.00	0.00	0.00	2233.00	65707.00	0.00	0.00
Cross plat. gamma and colour collection with loss-less image transmission	32722.00	35527.00	0.00	2915.00	110.00	0.00	35527.00
Setting up a digital photo typing center for product development	643639.00	664228.00	0.00	20699.00	110.00	0.00	664228.00
Synthesis of PMMA	630118.80	652356.80	0.00	22238.00	0.00	0.00	652356.80
Water Harvesting Technology for Rainfed Crops in Drough-Prone Areas of Rajasthan	1287554.00	1332828.00	0.00	45384.00	110.00	0.00	1332828.00
Modernisation of Digital Electronics and Micro Processor Lab.	910180.00	942152.00	0.00	32082.00	110.00	0.00	942152.00
Universal application Protocol for TCP/IP Network	1582490.30	1638881.30	0.00	56391.00	0.00	0.00	1638881.30
Dev. of Hybrid Waste disposal system thorough recycling and Sanitary Land filling for solid waste of College Campus	669457.00	693084.00	0.00	23627.00	0.00	0.00	693084.00
Shake table test setup for Dynamic Testing	1477285.30	1529431.30	0.00	52146.00	0.00	0.00	1529431.30
Deve. and Modernisation of database Laboratory	528004.68	546710.68	0.00	18706.00	0.00	0.00	546710.68
Enhancement of Computer facilities of Department of Architecture	1460760.00	1512315.00	0.00	51555.00	0.00	0.00	1512315.00
Modernization of Electro Metallurgy & Corrosion Lab	153240.30	158649.30	0.00	5409.00	0.00	0.00	158649.30
Development of E Management Lab.	831655.30	861007.30	0.00	29352.00	0.00	0.00	861007.30
TOTAL C/F	12437062.17	12735690.17	0.00	364995.00	66367.00	0.00	12735690.17

MALAVIYA NATIONAL INSTITUTE OF TECHNOLOGY JAIPUR
Balance Sheet 2010-11

Particulars	Balance as on 01.04.2010	Grant Received	Income	Utilization		Balance as on 31.03.2011
				Other	Capital	
TOTAL B/F	12437062.17	0.00	364995.00	66367.00	0.00	12735690.17
Deve. of Computer Aided Engineering Drawing Lab.	1194940.30	0.00	42173.00	0.00	0.00	1237113.30
Hardware Development for Single Phase to Three Phase Cyclo-converter fed Cage Induction Motor Drive	730380.00	0.00	25777.00	0.00	0.00	756157.00
Design and Development of WCDMA for 3 G Mobile Network	230040.30	0.00	7759.00	0.00	0.00	237799.30
Synthesis and Reduced Order Modeling of Interconnects for Deep Submicrons Custom Integrated Circuits and FPGAs	322076.70	0.00	11204.00	0.00	0.00	333280.70
Design & Development Low Built Wider Handloom	13604.00	0.00	0.00	13604.00	0.00	0.00
Development of Efficient Turbo Codes for 3G/4G Mobile	941635.00	0.00	33354.00	0.00	0.00	974989.00
Computer Controlled Cyclo Converter (Half & Full Wave) Fed Cage Induction Motor Drive	1080123.00	0.00	40541.00	0.00	0.00	1120664.00
To Study the Effect of Al-Ti Master Alloys on Grain Refinement, Micro-structure and Properties of Auminum Foundry Alloys	19779.00	0.00	1952.00	21731.00	0.00	0.00
Information Security Education and Awareness NCP (Monitoring and Characterization of Reg. Purable Human Health)	110322.00	1599728.00	6000.00	798570.00	102485.00	814995.00
NCP (Synthesis and Characterization of Plasma Sprayed Ceramic Coating)	388704.00	0.00	0.00	60757.00	0.00	327947.00
National Programme for Capacity Building of Architect earthquake Risk Management	2056304.00	0.00	0.00	0.00	0.00	2056304.00
Architect earthquake Risk Management	9658.00	0.00	0.00	0.00	0.00	9658.00
Dev. of Math. Model for Forecasting of Effect of Salinity & Pollutants Trans in Ground Water	130302.00	0.00	0.00	0.00	0.00	130302.00
Research on Application Specific Microstructured Optical Fiber (UKIERD)	13981.00	157319.00	0.00	145588.00	0.00	25712.00
TOTAL C/F	19678911.47	1757047.00	533755.00	1106617.00	102485.00	20760611.47

MALAVIYA NATIONAL INSTITUTE OF TECHNOLOGY JAIPUR
Balance Sheet 2010-11

Particulars	Balance as on 01.04.2010	Grant Received	Income	Utilization		Balance as on 31.03.2011
				Other	Capital	
TOTAL B/F	19678911.47	1757047.00	533755.00	1106617.00	102485.00	20760611.47
Integrated Dev. of Public Transport System	180523.00	0.00	0.00	0.00	0.00	180523.00
Design and Development of Low Cost Solar Refrigeration System for Rural Area	10650.00	0.00	0.00	0.00	0.00	10650.00
Synthesis and Characterization of Nano Crystalline Ni-P Coating in Alluminium	18230.00	0.00	0.00	5000.00	0.00	13230.00
Perf. Evaluation in Inter. Brick/Block Masonry	34764.00	0.00	0.00	0.00	0.00	34764.00
Proper Management of Flood Water in and around JNU Paota, Jaipur	31226.00	0.00	0.00	31226.00	0.00	0.00
Development of a Highly Efficient Procedure and Graphical user interface equipped Software	480781.00	0.00	0.00	112581.00	0.00	368200.00
Quantitative Survey of Pollen Proteins	30377.00	0.00	0.00	30377.00	0.00	0.00
Cognitive Analysis Tools for Digital Forensics	173546.00	351600.00	0.00	431264.00	0.00	93882.00
MBA Technology Management (UKIERI)	-439306.00	765000.00	284819.00	885.00	0.00	609628.00
Design Development and Ergonomic Analysis of Blue Pottery Manufacturing System	1448625.00	0.00	0.00	174535.00	0.00	1274090.00
Design & Simulation of Tunable Photonic Crystal Structure for Novel All Optical App.	816265.00	0.00	0.00	291031.00	517800.00	7434.00
Multi Processor Electronic Design Automation (UKIERI)	535003.00	248482.00	0.00	709418.00	0.00	74067.00
Investigation of Heat transfer Boiling Water	809050.00	0.00	0.00	265283.00	88400.00	455367.00
Investigation of Applicability of Probabilistic Signature for Metamorphic Malware Detection	1200000.00	0.00	0.00	527702.00	542173.00	130125.00
Development of Multi Agent Based System for Dynamic Multi Project Scheduling	0.00	380800.00	0.00	124139.00	78645.00	178016.00
UNICEF R&D Project Feasibility Assessment for Defluoridation of Drinking Water by Electro-Coagulation using Alumina Electrodes	0.00	235000.00	0.00	156530.00	0.00	78470.00
Development of Novel Environment Friendly Reasonable and Stable Pd(U) and CVI	0.00	1067000.00	0.00	199957.00	0.00	867043.00
TOTAL C/F	25008645.47	4804929.00	818574.00	4166545.00	1329503.00	25136100.47

MALAVIYA NATIONAL INSTITUTE OF TECHNOLOGY JAIPUR
Balance Sheet 2010-11

Particulars	Balance as on 01.04.2010	Grant Received	Income	Utilization		Balance as on 31.03.2011
				Other	Capital	
TOTAL B/F	25008645.47	4804929.00	818574.00	4166545.00	1329503.00	25136100.47
Durability of Concrete Containing Zinc slag as partial replacement of sand	0.00	910000.00	0.00	82419.00	0.00	827581.00
SnO2 based Microwave sintered combustible Gas sensor study of Grain size effect in enhancing the gas sensing behaviour	0.00	1604450.00	0.00	6000.00	0.00	1598450.00
Development of National Transmission Network Terrif Frame Work	0.00	324800.00	0.00	0.00	0.00	324800.00
TOTAL (B)	25008645.47	7644179.00	818574.00	4254964.00	1329503.00	27886931.47

(C)

Particulars	Balance as on 01.04.2010	Grant Received	Income	Utilization		Balance as on 31.03.2011
				Other	Capital	
Non Recurring Grant Vehicle GOI	132506.00	0.00	0.00	0.00	0.00	132506.00
Non Recurring Grant Vehicle GOR.	45507.00	0.00	0.00	0.00	0.00	45507.00
Non Recurring Grant for Development of Site Government of Rajasthan Plan	688026.61	0.00	0.00	0.00	0.00	688026.61
Unspent Grant for UG & PG Courses Government of India Non Plan	49309449.87	230000000.00	0.00	243260209.04		36049240.83
Unspent Balance for PG Course and Research Work	560000.00	0.00	0.00	0.00	0.00	560000.00
Centre Sector Scholarship Scheme for SC Students	1207000.00	1584740.00	0.00	2076500.00	0.00	715240.00
TOTAL (C)	51942489.48	231584740.00	0.00	245336709.04	0.00	38190520.44

(D) Travel, Seminar Grants and Other Grants

Particulars	Balance as on		Grant Received	Income	Utilization		Balance as on 31.03.2011
	01.04.2010				Other	Capital	
Development of Aluminium Silicon Alloys	31.40	0.00	0.00	0.00	0.00	0.00	31.40
Travel Grant Dr. Sandeep Sancheti	50000.00	0.00	0.00	0.00	0.00	0.00	50000.00
Staff Development Programme (Dr. R.P. Yadav)	101887.00	0.00	0.00	0.00	0.00	0.00	101887.00
Staff Development Programme – Dr. Rohit Goyal	20589.00	0.00	0.00	0.00	0.00	0.00	20589.00
Staff Development Programme (Dr. K.C. Jain)	3922.00	0.00	0.00	0.00	0.00	0.00	3922.00
NDSU – MNIT Teaching Collaboration	351686.00	0.00	0.00	0.00	22176.00	0.00	329510.00
NPCBEERM	11918.00	0.00	0.00	0.00	0.00	0.00	11918.00
NPCBEERM	0.00	0.00	0.00	0.00	0.00	0.00	0.00
NPCBAERM	42275.00	0.00	0.00	0.00	0.00	0.00	42275.00
NPCBAERM	0.00	0.00	0.00	0.00	0.00	0.00	0.00
Centre for Energy and Environment	75740.00	0.00	0.00	0.00	61413.00	14327.00	0.00
Intellectual Properties Right Cell	10000.00	94000.00	0.00	0.00	2400.00	7600.00	94000.00
Travel Grant (Dr. M.K. Shrimali)	0.00	0.00	0.00	0.00	0.00	0.00	0.00
International Conference on Electronics : Circuit and System Design	0.00	48468.00	0.00	0.00	48468.00	0.00	0.00
Identical Problem on Machine and Mechanism	0.00	0.00	165500.00	165500.00	165028.00	0.00	472.00
TOTAL (D)	668048.40	142468.00	165500.00	165500.00	299485.00	21927.00	654604.40

(E) TEQIP

Particular of Funds	Balance as on 01.04.2010	Grants Received/ Refunded	Transfer to Institute Account	Income	Capital Expenses	Other Expenses	Balance as on 31.03.2011
TEQIP Project	383187.50	0.00	0.00	0.00	0.00	0.00	383187.50
TOTAL (E)	383187.50	0.00	0.00	0.00	0.00	0.00	383187.50

MALAVIYA NATIONAL INSTITUTE OF TECHNOLOGY JAIPUR
Balance Sheet 2010-11

(F) Student Fund

Particular of Funds	Balance as on 01.04.2010	Grants Received	Income	Capital Expenses	Other Expenses	Balance as on 31.03.2011
CSIR Fellowship Dr. Arti Kashyap	3523.90	0.00	0.00	0.00	0.00	3523.90
CSIR Fellowship Kirti Bhandari	261838.00	230800.00	0.00	0.00	417944.00	74694.00
CSIR Fellowship Monika Maheshwari	144600.00	128533.00	0.00	0.00	259800.00	13333.00
CSIR Fellowship Yogita Madan	132934.00	192703.00	0.00	0.00	311237.00	14400.00
DST Student Project Dr. Ragani Gupta	30000.00	0.00	0.00	0.00	30000.00	0.00
ISRO MAP Project	62842.00	0.00	0.00	0.00	0.00	62842.00
MNES Fellowship A/c of Vikas Kaidan	17343.00	0.00	0.00	0.00	0.00	17343.00
HYDRO - 2008	-4404.00	0.00	0.00	0.00	0.00	-4404.00
DRDO Student Robot Competitions	0.00	100000.00	0.00	0.00	99796.00	204.00
UGC - Ritu Saharan	0.00	187800.00	0.00	0.00	163800.00	24000.00
Inspire Fellowship Assured Opportunity JRF to Ms. Parul Gupta	0.00	375600.00	0.00	0.00	57600.00	318000.00
UGC - JRF Ms. Neha Agarwal	0.00	159000.00	0.00	0.00	131516.00	27484.00
TOTAL (F)	648676.90	1374436.00	0.00	0.00	1471693.00	551419.90

(G) Capacity Expansion of Provide Reservation for OBCs (Plan) Unspent Balance as on 31.03.2011

Particular of Funds	Balance as on 01.04.2010	Grants Received	Income	Other Expenses	Capital Expenses	Balance as on 31.03.2011
Recurring Expenditure	206128.00	1000000.00	0.00	9429989.00	0.00	776139.00
Total (G)	206128.00	1000000.00	0.00	9429989.00	0.00	776139.00

(H) Field Level Data Collection (Nodal Centre) Unspent Balance as on 31.03.2011

Particular of Funds	Balance as on 01.04.2010	Grants Received	Income	Other Expenses	Capital Expenses	Balance as on 31.03.2011
Field Level Data Collection (Nodal Centre)	0.00	182500.00	0.00	75000.00	0.00	107500.00
Total (G)	0.00	182500.00	0.00	75000.00	0.00	107500.00

Total of Schedule No. 7 I (A + B + C + D + E + F + G + H)						144951011.91
--	--	--	--	--	--	---------------------


Dy. Registrar (A/c)


Registrar


MALAVIYA NATIONAL INSTITUTE OF TECHNOLOGY JAIPUR
Balance Sheet 2010-11

Schedule – 7 – II Other Liabilities and Provisions as on 31.03.2011

Particular	Amount in Rs.	
	Current Year	Previous Year
P.F. Deposit	155130.61	6330.61
Provision March Salary and Pension	24398118.00	21573377.00
Gratuity Actuarial Liabilities	144672298.00	134411451.00
Security Deposit by Contractors	30842530.00	13385557.00
Leave Encashment Actuarial Liabilities	116621472.00	100416074.00
Earnest Money	1422394.00	1635244.00
Testing Charges	4879473.00	2601659.00
Salary Undisbursed	253333.95	240966.82
Deposits with Firms Through SO	376280.92	376280.92
Income Tax	17736.22	34586.22
Library Security Deposit	5450.00	5450.00
Security Deposit by Student	714000.00	422000.00
Group Linked Insurance Scheme	49683.19	84635.62
Compensation from JDA	650337.00	650337.00
Center For Industrial Collaboration	15419.00	15419.00
Security Deposit by Staff	62500.00	61000.00
Rajasthan Sales Tax/VAT	2375.00	13818.00
Fee for other RECs	83278.00	83278.00
Development of Canteen	9400.00	8600.00
Deposit out of Testing	90850.50	90850.50
Income Tax (Contractors)	0.00	21307.00
Lab. Charges from MLV Textiles	20125.00	20125.00
Canteen Contractor Deposit	2550.00	1350.00
Stall Cheque Account Deposit	376809.00	346938.00
Advance to RSBCC	1021002.00	1021002.00
DCRGS Deposit	485768.00	485768.00
Finishing School Course Deposit	11250.00	11250.00
MRECTA	120.00	20.00
AIEEE Counseling Expenses	0.00	257239.00
EPIP	20000.00	20000.00
TEQIP Fund Deposit	1242822.00	1024539.00
Pension Contribution (Own)	1841582.00	1056197.00
Pension Contribution (Institute)	1845481.00	1060096.00
LIC	690.00	690.00
Spinfed Deposit	1720.00	1720.00
Deposit of M/s Ramky Infrastructure Ltd. (RV)	0.00	5980233.00
Deposit of M/s Ramky Infrastructure Ltd.	53981474.00	35640510.00
Sundry Creditors (Firms)	52011716.00	10817923.00
Deposit of MBA Management Technology	3116559.00	4419200.00
Royalty Deposit	0.00	1819062.00
Deposit of Automatic Photocopier	642.00	642.00
TEQIP IRG	22951880.00	23170163.00
Professional Income Tax	7700.00	0.00
Mess Deposit	8110000.00	0.00
Steel Development Fund	720000.00	0.00
Fee Refundable to Dropout Students	1522325.00	0.00
Corporate Training Programme	48969.00	0.00
	C/F	
	474663243.39	363292888.69

MALAVIYA NATIONAL INSTITUTE OF TECHNOLOGY JAIPUR
Balance Sheet 2010-11

Particular	Amount in Rs.	
	Current Year	Previous Year
B/F	474663243.39	363292888.69
University Examination Fee	450952.89	450952.89
Misc. Funds Account	105246.00	98006.00
Scholarship Deposit	3094575.00	2722329.00
Institute Caution Money	27283400.00	21450900.00
Total Creditors	505597417.28	24722187.89
Sundry Creditors ME Part Time	20860.00	20860.00
Sundry Creditors Industrial Consultancy Cell	29218308.14	22111510.14
Sundry Creditors UK India REC	4664.25	4664.25
Sundry Creditors TEQIP		
Security Deposit	105740.00	105740.00
Total Schedule 7 - II	534946989.67	410257850.97
Grand Total Current Liabilities & Provisions Schedule	679898001.58	741509198.92
No. 7 (I + II)		


Dy. Registrar (A/c)


Registrar

MALAVIYA NATIONAL INSTITUTE OF TECHNOLOGY JAIPUR
Balance Sheet 2010-11

Schedule 8(a) : Fixed Assets (As on 31.03.2011)

Description	GROSS BLOCK				DEPRECIATION				NET BLOCK	
	Cost/valuation as at beginning of the year	Additions during the year	Deductions during the year	Cost/valuation at the year end	As at the beginning of the year	On additions during the year	On Deductions during the year	Total up to the year end	As at the Current year end	As at the Previous year end
A. Fixed Assets										
1 Land	42920612.26	0.00	0.00	42920612.26	0.00	0.00	0.00	0.00	42920612.26	42920612.26
2 Buildings:										
(A) Residential	127802997.11	556833997.00	0.00	684636994.11	43587034.11	32052498.00	0.00	75639532.11	608997462.00	84215963.00
(B) Others	156033522.28	0.00	0.00	156033522.28	71389343.48	8464418.00	0.00	79853761.48	76179760.80	84644178.80
3 Plant Machinery & Equipment	225001463.20	1253608.00	0.00	226255071.20	162726073.89	9470436.00	0.00	172196509.89	54058561.31	62275389.31
4 Vehicles	2251548.71	0.00	0.00	2251548.71	1432327.30	122884.00	0.00	1555211.30	696337.41	819221.41
5 Furniture, Fixtures	28498423.30	11553481.00	0.00	40051904.30	6717149.38	3097986.00	0.00	9815135.38	30236768.92	21781273.92
6 Computer /Peripherals	71299860.12	22757308.00	0.00	94057168.12	66806399.48	3841302.00	0.00	70647701.48	23409466.64	4493460.64
7 Other Fixed Assets	308838.00	0.00	0.00	308838.00	261010.40	7175.00	0.00	268185.40	40652.60	47827.60
8 Library Books	20516215.13	331728.00	0.00	20847943.13	19824657.13	857422.00	0.00	20682079.13	165864.00	691558.00
9 Software	8122140.00	945748.00	0.00	9067888.00	7597680.90	666679.00	0.00	8264359.90	803528.10	524459.10
10 Office Equipments	1501023.00	372727.00	0.00	1828750.00	503957.00	184425.00	0.00	688382.00	1140368.00	997066.00
11 Electric Installations	3661895.00	1322823.00	0.00	4984718.00	1503056.00	423037.00	0.00	1926093.00	3058625.00	2158839.00
12 Tube-wells & Water Supply	1722738.00	207000.00	0.00	1929738.00	499819.00	198963.00	0.00	698782.00	1230956.00	1222919.00
TOTAL (A) of Current Year	689641276.11	595533420.00	0.00	1285174696.11	382848508.07	59387225.00	0.00	442235733.07	842938963.04	306792768.04
Previous Year	664319180.11	229611807.00	8935807.00	884995180.11	347184118.07	35664390.00	0.00	382848508.07	502146672.04	317135062.04
(B) Capital Work in Progress	195353904.00	2344987.00	189143934.00	8554957.00	0.00	0.00	0.00	0.00	8554957.00	195353904.00
TOTAL (A + B)	884995180.11	597878407.00	189143934.00	1293729653.11	382848508.07	59387225.00	0.00	442235733.07	851493920.04	502146672.04

Schedule 8(b) : Fixed Assets (TEQIP) (As on 31.03.2011)

S.No.	Particular	Value as on 01.04.2010	Addition during the Year	Deduction during the year	Value as on 31.03.2011
1.	CIVIL WORKS	7977783.00	0.00	0.00	7977783.00
2.	EQUIPMENT & COMPUTERS	48741616.00	0.00	0.00	48741616.00
3.	FURNITURE & FIXTURES	552626.00	0.00	0.00	552626.00
4.	BOOKS & LEARNING RESOURCES	15422967.00	0.00	0.00	15422967.00
	TOTAL (b)	72694992.00	0.00	0.00	72694992.00
	TOTAL FIXED ASSETS 8 (a) + (b)	574841664.04	0.00	0.00	924188912.04


Dy. Registrar (A/c)


Registrar

Schedule – 9 Provident/ Endowment Funds Investments

Particular	Amount in Rs.	
	Current Year	Previous Year
(A) PF Trust Investment Fund		
Fixed Deposit Receipt	136043418.00	122244631.00
GPF Loans	27328160.00	23771683.00
SB Account No. 165846 with ICICI Bank Limited	6445641.96	4356758.96
SB Account No. 12262 with Oriental Bank of Commerce	1080.85	1043.85
PF Trust Payable Account	142000.00	0.00
Total (A)	169960300.81	150374116.81
(B) Pension Fund Investment		
Deposit with PD Account No. 15 (Pension)	7330.00	99950.00
S.B. A/c No. 147818 with Bank of Raj. Ltd. Pension	0.00	57694.66
Total (B)	7330.00	157644.66
(C) MNIT Endowment Investment Fund		
FDRs with ICICI Bank Limited	1241540.00	1156961.00
FDRs with State Bank of Bikaner & Jaipur	0.00	52986949.00
FDRs with State Bank of India	56995288.00	0.00
Total (C)	58236828.00	54143910.00
Total Provident /Endowment Investment Fund (A + B + C)	228204458.81	204675671.47

Schedule – 10 Investment Others

Particular	Amount in Rs.	
	Current Year	Previous Year
Fixed Deposit Receipts from Firms	35000.00	85000.00
FDR with OBC	0.00	45788427.00
FDR with PNB	137622453.00	0.00
FDR with Central Bank of India	0.00	122817512.90
FDR with SBBJ	0.00	101401617.00
FDR with SBBJ (R & D Fund)	0.00	5937818.00
FDR with HDFC	72984123.00	0.00
FDR with HDFC (R & D Fund)	6340445.00	0.00
FDR's (Units)		
ICC with SBBJ	6301916.00	16500000.00
ICC with ICICI	18153038.00	25424894.00
ICC with Central Bank of India	21369821.00	0.00
ICC with Oriental Bank of Commerce	7804236.00	0.00
Student Fund with Central Bank of India	45554204.00	20679769.37
Student Fund with ICICI	0.00	35041346.00
Student Fund with SBBJ	24820898.00	162803392.00
Student Fund with SBBJ	175106792.00	0.00
CMSIC with SBBJ	0.00	3519865.00
CMSIC with HDFC	3768731.00	0.00
Total	519861657.00	539999641.27


Dy. Registrar (A/c)


Registrar

Schedule No. 11 Current Assets, Loan, Advances & Misc.

I : Overspent Grants

Part A :- Grant Sharable

Particulars	Balance on 01.04.2010	Grant Received	Income	Sharable Expenditure (Other)	Capital Expenditure	Balance as on 31.03.2011
Recurring Grant Non Plan UG GOR	4726421.10	0.00	0.00	0.00	0.00	4726421.10
Recurring Grant Plan UG GOR	12680.78	0.00	0.00	0.00	0.00	12680.78
PHE PG Course Grants	3106814.51	0.00	0.00	1247253.00	0.00	4354067.51
QIP (Poly), AICTE	988122.00	0.00	0.00	1813170.00	0.00	2801292.00
Total of Part A	8834038.39	0.00	0.00	3060423.00	0.00	11894461.39

Part B :- Overspent Balance Project Grants (Government of India)

Particulars	Balance as on 01.04.2010	Grant Received	Income	Utilization Other Exp.	Capital Exp.	Balance as on 31.03.2011
Overspent Balance Projects Grant						
Taptec Project Flexible	21458.50	0.00	0.00	0.00	0.00	21458.50
Lab Enhancement under NPEEE	91200.00	0.00	0.00	0.00	0.00	91200.00
Total (B)	112658.50	0.00	0.00	0.00	0.00	112658.50

Part C :- Overspent Balance Plan Grants (Govt. of Rajasthan)

Particulars	Balance as on 01.04.2010	Grant Received	Income	Utilization Other Exp.	Capital Exp.	Balance as on 31.03.2011
Capital Works unmarried Women's Hostel	350000.00	0.00	0.00	0.00	0.00	350000.00
Total (C)	350000.00	0.00	0.00	0.00	0.00	350000.00

Part D :- Overspent Balance Staff Development Programme

Particulars	Balance as on 01.04.2010	Grant Received	Income	Utilization		Balance as on 31.03.2011
				Other Exp.	Capital Exp.	
Dr. Vineet Sahula	35440.00	0.00	0.00	0.00	0.00	35440.00
Total (D)	35440.00	0.00	0.00	0.00	0.00	35440.00

Part E :- Overspent Balance UK-India REC Project

Particular of Funds	Balance as on 01.04.2010	Grants Received	Income	Other Expenses	Capital Expenses	Balance as on 31.03.2011
Total (E)	1236832.90	0.00	0.00	0.00	0.00	1236832.90

Part F :- Overspent Balance Summer/Winter School

Particular of Funds	Balance as on 01.04.2010	Grants Received	Income	Other Expenses	Capital Expenses	Balance as on 31.03.2011
Emerging Tools and Trends in Open Source Computing	242856.00	0.00	0.00	0.00	0.00	242856.00
Alternate Automobile Fuels	207760.00	0.00	0.00	0.00	0.00	207760.00
Management and Mitigations of Natural Disasters	382246.00	0.00	0.00	0.00	0.00	382246.00
Applied Economics and Quantitative Techniques	235190.00	0.00	0.00	0.00	0.00	235190.00
Developing Teaching Skills in Management Course	382809.00	0.00	0.00	0.00	0.00	382809.00
Advance Application on Power Electronics	281877.00	0.00	0.00	0.00	0.00	281877.00
Operation and Control of Modern Power System	294506.00	0.00	0.00	0.00	0.00	294506.00
Winter School Soft Computer Skills in Engg.	333103.00	0.00	0.00	0.00	0.00	333103.00
Total (F)	2769687.00	0.00	0.00	0.00	0.00	2769687.00

Part G :- Overspent Balance National Manpower Information System (Nodal Centre)

Particular of Funds	Balance as on 01.04.2010	Grants Received	Income	Other Expenses	Capital Expenses	Balance as on 31.03.2011
Non Plan	757487.26	1206000.00	0.00	1649654.00	0.00	1201141.26
Total (G)	757487.26	1206000.00	0.00	1649654.00	0.00	1201141.26

Part H : Capacity Expansion of Provide Reservation for OBCs (Plan) Overspent Balance as on 31.03.2011

Particular of Funds	Balance as on 01.04.2010	Grants Received	Income	Other Expenses	Capital Expenses	Balance as on 31.03.2011
Non Recurring	-214281411.00	100000000.00	0.00	0.00	0.00	62609523.00
Construction of Woman & Man Hostel	0.00	0.00	0.00	0.00	267690063.00	
Composite Campus Renovation	0.00	0.00	0.00	82323.00	0.00	
Equipments	0.00	0.00	0.00	0.00	234193.00	
Furniture & Fixtures	0.00	0.00	0.00	0.00	6539363.00	
Construction of Lecture Theater	0.00	0.00	0.00	0.00	2344967.00	
Total (H)	-214281411.00	100000000.00	0.00	82323.00	376808611.00	62609523.00

Grand Total Schedule 11 I
(A + B + C + D + E + F + G + H)

60209744.05


Dy. Registrar (A/c)


Registrar

Schedule – 11 – II Current Assets Loans and Advances

Particular	Amount in Rs.	
	<i>Current Year</i>	<i>Previous Year</i>
Advance to Staff	2698164.66	1900951.66
Fixation Arrears Teaching	5000.00	5000.00
Advance to Stores Officer	755647.17	755647.17
Advance for Lab. Work	34000.00	34000.00
MBA Course	17296.00	17296.00
Grant Receivable from Govt. of India	35000000.00	0.00
MNIT Pension Fund	30811.00	30811.00
Advance to Avas Vikas Sansthan	1162448.00	1162448.00
Advance to CPWD	2465814.00	1470814.00
Advance to Ground Water Board	79858.00	79858.00
Ex. Engg. PWD	1467467.68	1467467.68
LTC Advance	619739.00	879408.00
ITTC	500.00	500.00
Advance to MRF	6280.00	6280.00
AIEEE Counseling Expenses	8984.00	0.00
Advance to Firm	42000.00	42000.00
Advance to Shri O.P. Singhal, Advocate	10000.00	10000.00
Staff Club (Teaching)	0.00	25.00
Advance to M/s Ramky Infrastructure Ltd.	0.00	49758387.00
ASI	552.00	552.00
Income Tax Contractual	7829.00	0.00
Centre of Energy & Environment	19324.00	0.00
<u>Security Deposits with</u>		
RSEB	1139697.00	1139697.00
M/s Sanghi Oxygen Company	1800.00	1800.00
Jaipur Gas Service	6700.00	6700.00
Krishana & Company	200.00	200.00
Telephone Department	17500.00	17500.00
Chandra Industries	150.00	150.00
Indian Oxygen Ltd.	4000.00	4000.00
Om Gas Agency	6750.00	6750.00
Jaipur Rotting Company	10000.00	10000.00
Mahalaxmi Gas Service	25200.00	25200.00
Ajit Service Station (Petrol Pump)	15000.00	15000.00
JVVN Limited, Jaipur	868731.00	868731.00
BSNL, Jaipur	90180.00	90180.00
Total C/F	46617622.51	59807353.51

MALAVIYA NATIONAL INSTITUTE OF TECHNOLOGY JAIPUR
Balance Sheet 2010-11

Particular	Amount in Rs.			
	Total B/F	46617622.51	59807353.51	
		<i>Current Year</i>	<i>Previous Year</i>	
Staff Advances (Units)				
Student Fund		0.00	550847.00	
ME Part Time		12895.00	12895.00	
Industrial Consultancy Cell (ICC)		30000.00	53000.00	
Impact Electronics		61333.00	61333.00	
Impact Computer		116687.00	794762.00	
Other Advances (Units)				
UK India REC Project		1084315.00	1084315.00	1084315.00
Cash & Bank Balance (Institute)				
Cash in Hand (Institute)			35474.00	124474.00
Cash Imprest to Department / Section			271163.00	146163.00
UNESCO Coupons			558.03	558.03
Postage			7283.00	21435.00
Current A/c No. 1 with The Bank of Rajasthan Ltd.			25688526.80	113037867.72
Current A/c No. 10125472413 (old 22007) with State Bank of India			221099.85	221649.85
S.B. A/C No. 22670 (old 11088) with Oriental Bank of Commerce			550025.45	463412.45
S.B. A/C No. 982 with Canara Bank			669728.57	650674.57
S.B. A/C No. 10125450013 (old 1) with State Bank of India			23734.94	23473.94
S.B. A/C No. 20586 (R & D)			5001239.59	3503860.59
P.D. Account No. 15 (Interest Bearing)			51735.00	47903.00
P.D. Account No. 25 (Non Interest Bearing)			618343.30	618343.30
Saving Bank A/C No. 105615 with BOR			40765716.47	539710.11
S.B. A/C No. 153285 (Investigation and Combustion's and performance optimization of a dual fuel engine using bio-gas & Diesel) with BOR			3457.31	3446.31
S.B. A/C No. 160687 (Quality up-gradation of Aluminum base material by surface treatment) with BOR			0.00	63372.00
		Total C/F	121830937.82	181152774.38

MALAVIYA NATIONAL INSTITUTE OF TECHNOLOGY JAIPUR
Balance Sheet 2010-11

	Total B/F	121830937.82	181152774.38
S.B. A/C No. 163535 (Setting up a digital photo-typing center for Product Development) with BOR		607823.00	587234.00
S.B. A/C No. 169545 (Mod. of Digital Electronics & Microprocessor Lab.) with BOR		942152.00	910180.00
S.B. A/C No. 164800 (Modernization of Chemical Reaction Lab.) with BOR		62671.72	60644.72
S.B. A/C No. 165380 (Cross platform gamma and colour correction with loss less image transmitter) with BOR		85542.00	82737.00
S.B. A/C No. 170911 (Water Harvesting Tech. for Rainfed Crops in Drought Prone Areas of Rajasthan) with BOR		1332828.00	1287554.00
S.B. A/c No. 12351 with OBC (Development of Aluminum Silicon Alloys)		29.30	29.30
S.B. A/c No. 23830 (old 12416) with OBC (Synthesis of PMMA)		652356.80	630118.80
S.B. A/c No. 10054352069 (old 27022) with SBI (Development and Modernization of Database Lab.)		546710.68	528004.68
S.B. A/c No. 27890 (old 16683) with OBC (Development of Hybrid Waste Disposal Systems through recycling and sanitary)		693084.00	669457.00
S.B. A/c No. 27790 (old 16586) with OBC (Hardware Development of single phase to three phase Cyclo-converter cage induction Motor drive)		756157.00	730380.00
S.B. A/c No. 27810 (old 16608) with OBC (Design and Development WCDMA for 3G Mobile Network)		226802.30	219043.30
S.B. A/c No. 27800 (old 16594) with OBC (Synthesis and reduced order Modeling of Interconnents for deep submicrons controls Integrated circuits and FPGAs)		324511.70	313307.70
S.B. A/c No. 27840 (old 16632) with OBC (Enhancement of Computer facilities of Department of Architecture)		1512315.00	1460760.00
S.B. A/c No. 27850 (old 16641) with OBC (Development of E-Management Laboratory)		861007.30	831655.30
S.B. A/c No. 27860 (old 16659) with OBC (Development of Computer Aided Engineering Drawing Laboratory)		1237113.30	1194940.30
TOTAL C/F		131672041.92	190658819.98

MALAVIYA NATIONAL INSTITUTE OF TECHNOLOGY JAIPUR
Balance Sheet 2010-11

	TOTAL B/F	131672041.92	190658819.98
S.B. A/c No. 27870 (old 16667) with OBC (Modernization of Electro-metallurgy and Corrosion Lab.)		158649.30	153240.30
S.B. A/c No. 27880 (old 16675) with OBC (Universal Application Protocol for TCP/IP Network)		1638881.30	1582490.30
S.B. A/c No. 27830 (old 16624) with OBC (Shake table test setup for Dynamic Testing)		1529662.30	1477516.30
SB A/c No. 5136 (Development of Efficient Turbo Codes for 3G/4G Mobile)		974989.00	941635.00
SB A/c No. 5143 (Computer Controlled Cyclo Convertor Half & Full Wave Fed Cage Induction Motor Drive)		1185080.00	1144539.00
SB A/c No. 5150 (To Study the effect AITI-C Master Alloys on Grain Refinement Microstructure and Properties of Aluminum foundry Alloys)		0.00	54391.00
Cash & Bank Balances Units			
Student Fund			
Cash in Hand	0.00		14029.00
Current Account No. 2	0.00		13338420.44
Current Account No. 479	0.00		1276712.00
SB Account No. 154305	0.00		162730.44
University Forms (Stock)	13125.00	13125.00	13125.00
CMSIC			
SB Account No. 140550	9203.68	9203.68	8890.68
ME Part Time			
SB Account No. 139624	171841.00	171841.00	165037.00
ICC			
Cash in Hand	0.00		92.00
SB Account No. 81625	7095334.34	7095334.34	6156733.34
UK India REC			
SB Account No. 129856	262283.35	262283.35	253459.35
Impact (Electronics)			
SB Account No. 141038	26483.48	26483.48	25688.48
Impact (Computer)			
SB Account No. 142514	58484.00	58484.00	56600.00
TEQIP			
SB Account No. 435444	530866.00	530866.00	488928.00
		145326924.67	217973077.61
Total Schedule No. 11 – II			
Grand Total Current Assets Loan & Advances		225536668.72	232069221.66
Sch. No. 11 (I+II)			

Schedule – 12 Income from Sales/Services

Particular	Amount in Rs.	
	<i>Current Year</i>	<i>Previous Year</i>
ICC	5085306.00	7250054.00

Schedule – 13 Grant Recd./ Receivable from Govt. in India the year ending on 31.03.2011

Particular	Amount in Rs.	
	<i>Current Year</i>	<i>Previous Year</i>
UG/PG Course (Non Plan)	243260209.04	358331254.34
M.Tech. PHE	1247253.00	973825.00
Nodal Center	916957.00	919026.00
COCP & Other Exp. (Nodal Centre)	732697.00	415500.00
QIP (POLY)	1813170.00	976248.00
Plan Grant Government of India	1732874.00	16075221.00
Centre Sector Scholarship Scheme for SC Students	2076500.00	1208400.00
Plan (OBC)	9512312.00	7975254.00
TEQIP	0.00	-851291.00
Total	261291972.04	386023437.34


Dy. Registrar (A/c)


Registrar

MALAVIYA NATIONAL INSTITUTE OF TECHNOLOGY JAIPUR
Balance Sheet 2010-11

Schedule – 14 Students Fees received during the year ending on 31.03.2011

Particular	Amount in Rs.	
	Current Year	Previous Year
Institute Fees UG/PG Course (Non Plan)	87988030.97	58198872.06
Student Fee (Student Fund)	39487086.50	27838387.00
Total	127475117.47	86037259.06

Schedule – 15 Income from Investment (Income on Investment from Earmarked/Endowment FUND Transferred to Funds

Particular	Amount in Rs.	
	Current Year	Previous Year
Income from Investment (Income on Investment from Earmarked/Endowment FUND Transferred to Funds)	0.00	0.00

Schedule – 16 Income from Royalty, Publications, etc.

Particular	Amount in Rs.	
	Current Year	Previous Year
Income from Royalty, Publications, etc.	0.00	0.00


Dy. Registrar (A/c)


Registrar

Schedule – 17 Interest Earned as on 31.03.2011


Particular	Amount in Rs.	
	Current Year	Previous Year
MNIT Society Fund	18073517.58	15081258.90
CMSIC	249179.00	349240.00
Non Society	16572965.63	17977055.37
ICC	3780135.00	3610792.00
ME – Part Time	6804.00	546025.00
UK – India REC Project	8824.00	8536.00
Impact (Computer)	1884.00	1823.00
Impact (Electronics)	795.00	769.00
TEQIP	41938.00	925780.00
Total	38736042.21	38501279.27

Schedule – 18 Other Income as on 31.03.2011

Particular	Amount in Rs.	
	Current Year	Previous Year
Light & Water Charges (Hostel)	6242900.00	5219075.00
Water Charges	168919.00	227890.00
Rent of Building	537257.00	1026684.00
Misc. Income	2117188.41	5556997.00
Sale of Application Forms for Admission	1745300.00	1058900.00
Application Fee against advertisement of Posts	889630.00	217600.00
Recovery of Quarter Rent	770097.00	1057053.00
Hostel Room Rent	4122800.00	2083200.00
Late Fee – Fine	47600.00	34600.00
Student Fund	441099.00	406655.00
Other Income (Units)		
ICC	1732693.00	2494869.00
TEQIP	0.00	52505.00
Total	18815483.41	19436028.00

Schedule – 19 Increase/Decrease in Stock of Fixed Goods and Working Progress

Particular	Amount in Rs.	
	Current Year	Previous Year
	0.00	0.00


Dy. Registrar (A/c)


Registrar

Schedule – 20 Establishment Expenses

Particular	Amount in Rs.	
	Current Year	Previous Year
Pay of Officers	79990052.00	53290360.00
Pay of Establishment	26133146.00	27554025.00
Special Pay	16700.00	44200.00
Dearness Allowance	54277946.00	40109720.00
House Rent Allowance	12581818.00	9447381.00
City Compensation Allowance	4840.00	229125.00
Medical Reimbursement	3546594.00	2732025.00
Interim Relief	0.00	1873.00
Warden Allowance	46501.00	47367.00
Mess Allowance	2400.00	7200.00
Pension Contribution	134243.00	219366.00
Pension Contribution (Salary)	799794.00	629797.00
Washing Allowance	105257.00	111366.00
Encashment of Leave	23052328.00	36395788.00
Gratuity	17621730.00	67412274.00
Other Allowances	27010.00	47198.00
Remb. of Books and Journals	24980.00	536505.00
Remb. of Membership Fee	0.00	30936.00
Children Education Allowance	2831856.00	2443691.00
Transportation Allowance	13710502.00	9022032.00
Bonus	874147.00	897464.00
FWA	46539.00	31146.00
Commutation of Pension	9217078.00	14670481.00
Pension Expenditure	45030333.00	30103452.00
Pension Arrear 6 th CPC	0.00	30235925.00
Dearness Pay	631772.00	7260065.00
Grade Pay	22069948.00	15261752.00
Interim Arrear	0.00	250000.00
Special Allowance	34355.00	30000.00
Cumulative Profession Development (CPDA)	6480756.00	49235.00
Leave Salary	50442.00	119994.00
Medical Allowance to Pensioners	2188402.00	342109.00
Contractual Services	9834185.00	6678596.00
Overtime Allowance	36103.00	35201.00
Deputation Pay	0.00	-26658.00
Guest Faculty	4541080.00	2898224.00
Arrear of 6 th CPC (Non Teaching)	258513.00	14169306.00
Arrear of 6 th CPC (Teaching)	393145.00	104741866.00
Establishment Expenses (ICC)	4625923.00	6647594.00
Total	341220418.00	484707981.00


Dy. Registrar (A/c)


Registrar

MALAVIYA NATIONAL INSTITUTE OF TECHNOLOGY JAIPUR
Balance Sheet 2010-11


Schedule – 21 Administrative Expenses

Particular	Amount in Rs.	
	Current Year	Previous Year
Scholarship	29363610.00	26534572.00
Consumables for Labs	1411416.00	1059704.00
Postage & Telephone Etc.	1543230.00	1696242.00
Printing & Stationery	969501.00	2160703.00
Contingent Exp.	1515408.00	1825830.30
Other Administrative Exp. (ICC)	459383.00	250821.00
Traveling Exp.	664788.00	1307590.00
Vehicle Maintenance	422075.00	384960.00
Repair & Maintenance	6413873.00	19589741.00
Books & Periodicals	266822.00	502456.00
Student Activities	564534.00	959272.00
Liveries	329092.00	0.00
Advertisement	5882594.00	3944414.00
First Aid Medicines	126071.00	113913.00
Refreshment & Entertainment	263453.00	251998.00
Audit Fees	199755.00	475055.00
Legal Expenses	582266.00	157715.00
Electricity Expenses	13922000.00	13753756.00
Symposia & Seminars	19423.00	144120.00
Transportation Arrangements	109641.00	227671.00
Misc. Expenses	15000.00	21500.00
Attending National/International Conferences by Teachers	5000.00	42597.00
Course & Registration Fee	49000.00	50000.00
Internet Lease Line Charges	4511066.00	5526243.00
Annual Tuition Fee (PHE)	0.00	30000.00
Exam. Fee (PHE)	0.00	4200.00
Stipend (PHE)	0.00	72000.00
Earned Leave Encashment for LTC	1119826.00	818858.00
LTC	3694879.00	3619834.00
Insurance of Institute Properties	51152.00	10554.00
Convocation Exp.	55500.00	1212649.00
Boarding & Lodging	63234.00	70335.00
Field Visit	0.00	82442.00
Athletic Club	0.00	82665.00
Industrial Training & Placement Fee	297763.00	113662.00
Alumni Association	0.00	549200.00
Sports & Creative Art Society	1452662.00	1110826.00
Student Council	0.00	54061.00
MNIT Examination Fund	1313049.00	860214.00
	B/F	
	77657066.00	89672373.30

MALAVIYA NATIONAL INSTITUTE OF TECHNOLOGY JAIPUR
Balance Sheet 2010-11

	C/F	77657066	89672373.30
Book Bank		0.00	25900.00
Computer & Internet Fee		35104.00	1910837.00
Development Fee		0.00	177000.00
I-Card		73439.00	60365.00
Library Fee		12630.00	45419.00
Student Welfare		141722.00	27045.00
Student Insurance		0.00	61875.00
Transcript Fee		0.00	1200.00
Institute Guest House		30530.00	49349.00
MIS		0.00	1200000.00
Other Administrative Expenses (TEQIP)		0.00	126994.00
Total		77950491.00	93358357.30

Particular	Amount in Rs.	
	Current Year	Previous Year
<u>Subsidiary Details of Repairs & Maintances Expenses</u>		
Maintenance of Air Conditioners	92175.00	47105.00
Estate Maintenance	2527229.00	4811458.00
Maintenance of Hostel Building	807403.00	1078284.00
Maintenance of Staff Quarters	40267.00	608031.00
Maintenance of Garden	195412.00	99211.00
Maintenance of Computers	387475.00	146615.00
Maintenance of Furniture & Equipment	760344.00	513144.00
Maintenance of Typewriter & Photocopier	2206.00	36571.00
Repair & Maintenance (Plan)	1519039.00	11840519.00
Repair & Maintenance (OBC Plan)	82323.00	315103.00
Repair & Maintenance (Units)	0.00	93700.00
Total	6413873.00	19589741.00
<u>Subsidiary Details of Expenses paid under student activity</u>		
Educational Excursions and Survey Camps	283093.00	767326.00
Student projects	87427.00	39242.00
Extra Curr. Activities	194014.00	152704.00
Total	564534.00	959272.00
<u>Subsidiary Details of Miscellaneous Expenses</u>		
Extension Lectures	15000.00	21500.00
Total	15000.00	21500.00


Dy. Registrar (A/c)


Registrar

Schedule – 22 Amount paid as Grants / Subsidies

Particular	Amount in Rs.	
	Current Year	Previous Year
NIT Transit House, New Delhi	0.00	150000.00
Total	0.00	150000.00

Schedule – 23 Interest

Particular	Amount in Rs.	
	Current Year	Previous Year
Interest	0.00	0.00


Dy. Registrar (A/c)


Registrar

SCHEDULE 24 OF ACCOUNTING POLICIES

SIGNIFICANT ACCOUNTING POLICIES

1. Accounting Convention :

The financial statements are prepared on the basis of historical cost convention, and in accordance of the generally accepted accounting principals and on mercantile basis, unless otherwise stated.

2. Inventory Valuation :

Stores and spares, if remains unused shall be valued at cost. Consumables are deemed to be expenditure and not valued in Stores.

3. Investments :

3.1 Investments are to be valued at Cost, except in fixed deposit receipts are to be valued at cost plus interest accrued thereon.

3.2 Cost shall include acquisition expenses like brokerage, transfer stamps etc.

4. Fixed Assets :

4.1 Fixed assets are stated at cost of acquisition inclusive of inward freight, duties and taxes and incidental and direct expenses related to acquisition. In respect or projects involving construction, related pre operational expenses (including interest on loans for specific project prior to its completion) form part of value of assets capitalized.

4.2 Fixed assets received by way of non-monetary grant other then towards the corpus fund are capitalised at value stated by corresponding credit to capital reserve.

5. Depreciation :

5.1 Depreciation is provided on written down value as per the rates specified in Income Tax Act, 1961.

5.2 Depreciation is charged on those Assets which have put to use up to 30th September 100% and those Assets put to use after 30th September 50%

5.3 Depreciation not charged on those Assets which have not been used up to 31st March.

5.4 The TEQIP Project account is maintained on cash basis and no depreciation is charged on assets created out of project fund as per the World Bank Norms.

6. Government Grants/Subsidies :

6.1 Government grants of the nature of contribution towards capital cost of setting up projects are treated as capital reserve.

6.2 Grants in respect of specific fixed assets acquired are made part of the capital reserve on utilisation of the grant.

6.3 Receipt of fees are classified as per nature capital and revenue as per Accounting Standard 6 issued by the Institute of Chartered Accountants.

6.4 Government grant are accounted on Grant sanction/accrual basis.

MALAVIYA NATIONAL INSTITUTE OF TECHNOLOGY JAIPUR
Balance Sheet 2010-11

7. **Foreign currency Transactions:**

Transactions / Purchases in foreign currency are recorded at the exchange rate paid to the bank.

8. **Retirement Benefits:**

8.1 Liability towards gratuity payable on death/ retirement of employees is to be calculated on the basis of 15 days salary for each completed year of services of each eligible employees i.e. employees who have completed five years continued service.

8.2 Liability of leave encashment is calculated on the basis of salary of each employees with their balance of leaves.

9. Income/Surplus of Institute is exempted from Income Tax as per Section 10(23C) (iiiab) of Income Tax Act 1961.

10. **Accrued Income**

Accrued rent, electricity and water charges from various contractors are account for on actual realization basis due to conservative approach as per AS-1 (Prudence) issued by the Institute of Chartered Accountant of India.


Dy. Registrar (A/c)


Registrar

SCHEDULE NO. 25 : NOTES ON ACCOUNTS

1. **Contingent Liability :**
 - 1.1 Claims against the institution not acknowledged as debits Rs. Nil
 - 1.2 Bank Guarantees given on behalf of the institution Rs. Nil
 - 1.3 In respect of claims from parties for non execution of orders, but contested by the institution Rs. Nil
2. Estimated value of contracts remaining to be executed on capital account and not provided for (net of advances) Rs. Nil.
3. Nature of the fixed assets has been determined on provisional basis as the value of each class of fixed assets shown needs to be arrived at accurately, on the basis of examination of vouches of past years as well and this involve tremendous efforts and time. The depreciation charged thereon, therefore is subject to change on such recategorisation of the fixed assets.
4.
 - 4.1 Depreciation is charged on those Assets which have put to use up to 30th September 100% and those Assets put to use after 30th September 50%
 - 4.2 Depreciation not charged on those Assets which have not been used up to 31st March.
 - 4.3 Depreciation on Books has been charged on 100% being each books irrespective of the purchase price as per IT Act, 1961 Section 32.
 - 4.4 The rates of depreciation charged on each groups of assets are as under :

I.	Land	Nil
II.	Buildings	
	A. Residential	5.00%
	B. Others	10.00%
III.	Plant, Machinery & Equipment	15.00%
IV.	Vehicles	15.00%
V.	Furniture & Fixtures	10.00%
VI.	Computer & Peripherals	60.00%
VII.	Other Fixed Assets	15.00%
VIII.	Library Books	100.00%
IX.	Software	60.00%
X.	Electric Installation	15.00%
XI.	Tube-well & Water Supply	15.00%
5. In the opinion of the management, the value of the current assets, Loans and advances have the revisable value stated.
6. Expenditure in foreign currency during the year : Nil
7. There were no Foreign currency earnings during the year.
8. So far the cash system of accounting was being followed, but due to the inference drawn from the new format of accounts the system has been changed to the mercantile. Expenses paid for the earlier years.

MALAVIYA NATIONAL INSTITUTE OF TECHNOLOGY JAIPUR
Balance Sheet 2010-11

9. Figures are exhibiting rounding them off in the Balance Sheet, Income Expenditure Account and Receipt and Payment Account.
10. Figures exhibited have been regrouped and rearranged where ever necessary.
11. As per AS 12 we cannot assess useful life of assets so we adopt written down value method of depreciation. This method of depreciation is valid as per Income Tax Act 1961.
12. All Grant received by Institute are refundable and unspent grants depicted as current liability.
13. Schedules 1 to 25 are annexed to and form an integral part of the Balance Sheet as at 31.03.2011 and the Income and Expenditure Account for the year ended on that date.
14. With effect from October 1, 2010 the Non-society Unit has been incorporated/merged in the Institute Fund on approval of competent authority. Non Society Fund is designated as Student Fund.


Dy. Registrar (A/c)


Registrar

MALAVIYA NATIONAL INSTITUTE OF TECHNOLOGY JAIPUR
Balance Sheet 2010-11

Receipt and Payment Account for the Year 31.03.2011

RECEIPT	Amount in Rs.
I. Opening Balance	
Cash in Hand	306751.00
Bank Balances	
(i) In Current Accounts	127874650.00
(ii) In FDR	594143551.00
(iii) In Savings Accounts	28092121.00
II. Grant Received	
(a) From Government of India	
(i) Non-Plan	231388500.00
(ii) Plan & Others	191520823.00
(b) From State Government	0.00
(c) From Other Sources	0.00
(d) Grants for Capital & Revenue	0.00
Earmarked Investments Fund	
1 Earmarked Endowment Fund	7414231.00
2 Own Funds	0.00
Interest Received	
1 On Bank Deposit	38736042.00
2 Loan, Advance, etc.	0.00
Other Income	
1 Student Fee	127475118.00
2 Other Income	18815483.00
Amount Borrowed	
Any other receipts	
PF Deposit	26254392.00
Current Liabilities (ICC)	12192104.00
Other Receipts (ICC)	5085306.00
Loan Advance Adjusted (ICC)	188000.00
Income Tax	20605120.00
GSLI	486205.00
Security deposit by Contractor	19637872.00
Pension Contribution (own)	785385.00
Pension Contribution (Institute)	785385.00
Travel & Seminar Grant	165500.00
MRECTA	81930.00
VAT	5263481.00
Stall Cheque	31956.00
TOTAL C/F	1457329906.00

MALAVIYA NATIONAL INSTITUTE OF TECHNOLOGY JAIPUR
Balance Sheet 2010-11

RECEIPT	Amount in Rs.
TOTAL B/F	1457329906.00
Security deposit by Students	307000.00
Canteen Controctor Deposit	1200.00
Adjustment of LTC Advance	2441254.00
Security Deposit by Staff	35500.00
Income Tax Contractors	7076771.00
Royalty Deposit	3423209.00
Development of Canteen	800.00
Provision March Salary and Pension	2824741.00
Gratuity Actuarial Liabilities	10260847.00
Leave Encashment Actuarial Liabilities	16205398.00
Undisbursed Salary	609070.00
AIEEE Deposit	943760.00
Staff Club (Teaching)	96400.00
Staff Advance	12655113.00
Deposit of M/s Ramky	18340964.00
Deposit of Firms	47011592.00
Advance to M/s Ramky Infrastructure	54543190.00
Testing Charges	4592840.00
MBA Management Technology	5000.00
Project Income	818574.00
Advance to CPWD	370000.00
TEQIP Fund Deposit	218283.00
Professional Income Tax	507151.00
Mess Deposit	8160000.00
Fee Refundable to Dropout Student	1522325.00
Corporate Training Programme	81000.00
Scholarship Deposit	372246.00
Caution Money	5832500.00
Misc. Fund Account	7240.00
Steel Development Fund	817995.00
TOTAL	1657411869.00


Dy. Registrar (A/c)


Registrar


Director

Receipt and Payment Account for the Year 31.03.2011

PAYMENT	Amount in Rs.
I. Expenses	
(a) Establishment Expenses	341220418.00
(b) Administrative Expenses	77950491.00
(c) Grant & Subsidies	0.00
II. Payments made against Funds for various projects	
R & D & Modrob Projects	4254964.00
Project Expenses (Student Fund)	1471693.00
III. Investments and deposits made	
(a) Out of Earmarked/Endowment	0.00
(b) Out of Own Funds	0.00
IV. Expenditure on Fixed Assets & Capital Work-in-progress	
(a) Purchase of Fixed Assets	405794232.00
(b) Expenditure on Capital Work-in-Progress	2344987.00
V. Refund of surplus money/Loans	
(a) To the Government of India	0.00
(b) To the State Government	0.00
(c) To other providers of funds	0.00
VI. Finance Charges	0.00
VII. Other Payments	
PF Deposit	26105592.00
Income Tax	20621970.00
GSLI	521157.00
Security deposit by Contractor	2180899.00
VAT	5274924.00
Stall Cheque	2085.00
Career Award	276163.00
VLSI	1053346.00
Special Training Programme for SC/ST	9600.00
Travel & Seminar Grant	299485.00
Undisbursed Salary	596703.00
Staff Club (Teaching)	96375.00
AIEEE Deposit	1209983.00
Staff Advance	12901479.00
Testing Charges	2315026.00
Advance to M/s Ramky Infrastructure	4784803.00
Total C/F	911286375.00

MALAVIYA NATIONAL INSTITUTE OF TECHNOLOGY JAIPUR
Balance Sheet 2010-11

PAYMENT	Amount in Rs.
	Total B/F
	911286375.00
Student Fund	26296.00
Field Level Data Collection Nodal Centre	75000.00
Advance to CPWD	1365000.00
Security deposit by Students	15000.00
Security deposit by Staff	34000.00
MRECTA	81830.00
R & D (Civil)	23260.00
LTC Advance	2181585.00
Income Tax Contractors	7105907.00
Other Current Assets (ICC)	5085306.00
Advance to Staff (ICC)	165000.00
Earnest Money	212850.00
Deposit of M/s Ramkay Infrast. Limited (RV)	5980233.00
Deposit of Firms	5817799.00
Corporate Training Programme	32031.00
MBA Technology Management	1307641.00
Professional Income Tax	499451.00
Grant Receivable from Government of India	35000000.00
Mess Deposit	50000.00
Royalty Deposit	5242271.00
TEQIP IRG	218283.00
Centre of Energy & Environment	19324.00
Steel Development Fund Deposit	97995.00
VIII. Colsing Balances	
(a) Cash in Hand	314478.00
(b) Bank Balances	
(i) In Current Accounts	25909627.00
(ii) In FDR	578098485.00
(iii) Savings Accounts	71166842.00
TOTAL	1657411869.00


Dy. Registrar (A/c)


Registrar


Director

MALAVIYA NATIONAL INSTITUTE OF TECHNOLOGY JAIPUR
Balance Sheet 2010-11

Annexure A

List of Fixed Deposit Receipt (2010 - 2011)

ENDOWMENT FUND

S.No.	Date	FDR No.	Name of Bank	Amount
1	22.09.2010	08802411033500	The Bank of Rajasthan Ltd., Jaipur	1241540.00
			Total	1241540.00
2	28.12.2010	31559673061	State Bank of India, CRB, Jaipur	10000000.00
3	28.12.2010	31559684788	State Bank of India, CRB, Jaipur	10000000.00
4	28.12.2010	31559685953	State Bank of India, CRB, Jaipur	10000000.00
5	28.12.2010	31559686774	State Bank of India, CRB, Jaipur	10000000.00
6	28.12.2010	31559687609	State Bank of India, CRB, Jaipur	15667903.00
7			Accured Interest	1327385.00
			Total	56995288.00
			GRAND TOTAL	58236828.00

R & D FUND

S.No.	Date	FDR No.	Name of Bank	Amount
1	28.12.2010	18444470002080	HDFC Bank, Malaviya Nagar, Jaipur	6340445.00
			GRAND TOTAL	6340445.00

SOCIETY FUND

S.No.	Date	FDR No.	Name of Bank	Amount
1	01.03.2011	024700LS00000068	Punjab National Bank, Jaipur	137622453.00
			Total	137622453.00
2	01.03.2011	18443500000319	HDFC Bank, Malaviya Nagar, Jaipur	72984123.00
				72984123.00
			GRAND TOTAL	210606576.00

MALAVIYA NATIONAL INSTITUTE OF TECHNOLOGY JAIPUR
Balance Sheet 2010-11

FIRMS / PARTY FUND

S.No.	Date	FDR No.	Name of Bank	Amount
1	28.9.1981	147183	State Bank of Bikaner and Jaipur	500.00
2	26.12.1987	292903	State Bank of India	500.00
3	21.5.1990	8088	The Urban Cooperative Bank Limied	2000.00
4	10.10.1990	885364	State Bank of India	1000.00
5	3.3.1993	182992	Oriental Bank of Commerce	1000.00
6	26.6.1993	1833530	Dena Bank	2000.00
7	27.10.1993	119758	The Bank of Rajasthan Limited	500.00
8	20.11.1993	490671	Bank of Maharashtra	2000.00
9	18.3.1997	676963	State Bank of Bikaner and Jaipur	1500.00
10	21.8.1999	742801	Canara Bank	4000.00
11	14.7.2000	4526154	Union Bank of India	20000.00
			TOTAL	35000.00


Dy. Registrar (A/c)

MALAVIYA NATIONAL INSTITUTE OF TECHNOLOGY JAIPUR
Balance Sheet 2010-11

List of Fixed Deposit Receipt (2010-11)
Institute Student Fund

S.No.	Date	FDR No.	Name Of Bank	Amount	Accrued Interest
			List of FDR (Student Fund)	(A)	(B)
1	21.07.2010	61101194383	State Bank of Bikaner & Jaipur	2500000.00	125798.00
2	21.07.2010	61101220803	State Bank of Bikaner & Jaipur	3035854.00	152142.00
3	21.07.2010	61101219718	State Bank of Bikaner & Jaipur	9000000.00	451036.00
4	21.07.2010	61101219457	State Bank of Bikaner & Jaipur	9000000.00	451036.00
			TOTAL	23535854.00	1180012.00
5	29.12.2010	61122644603	State Bank of Bikaner & Jaipur	9900000.00	232736.00
6	29.12.2010	61122646973	State Bank of Bikaner & Jaipur	9900000.00	232736.00
7	29.12.2010	61122647401	State Bank of Bikaner & Jaipur	9900000.00	232736.00
8	29.12.2010	61122647536	State Bank of Bikaner & Jaipur	9900000.00	232736.00
9	29.12.2010	61122647478	State Bank of Bikaner & Jaipur	9900000.00	232736.00
10	29.12.2010	61122647309	State Bank of Bikaner & Jaipur	9900000.00	232736.00
11	29.12.2010	61122647230	State Bank of Bikaner & Jaipur	9900000.00	232736.00
12	29.12.2010	61122647138	State Bank of Bikaner & Jaipur	9900000.00	232736.00
13	29.12.2010	61122648461	State Bank of Bikaner & Jaipur	9900000.00	232736.00
14	29.12.2010	61122648369	State Bank of Bikaner & Jaipur	9900000.00	232736.00
15	29.12.2010	61122648290	State Bank of Bikaner & Jaipur	9900000.00	232736.00
16	29.12.2010	61122648198	State Bank of Bikaner & Jaipur	9900000.00	232736.00
17	29.12.2010	61122648052	State Bank of Bikaner & Jaipur	9900000.00	232736.00
18	29.12.2010	61122647933	State Bank of Bikaner & Jaipur	9900000.00	232736.00
19	29.12.2010	61122647842	State Bank of Bikaner & Jaipur	9900000.00	232736.00
20	29.12.2010	61122647751	State Bank of Bikaner & Jaipur	9900000.00	232736.00
21	29.12.2010	61122647637	State Bank of Bikaner & Jaipur	9320046.00	219102.00
			TOTAL	167720046.00	3942878.00
22	13.03.2011	3115459442	Central Bank of India	45331856.00	222348.00
			TOTAL	45331856.00	222348.00
			List of FDR (Scholership Fund)		
1	29.12.2010	61122643814	State Bank of Bikaner & Jaipur	300000.00	7053.00
			TOTAL	300000.00	7053.00
			List of FDR (Staff Welfare)		
1	21.07.2010	61101193005	State Bank of Bikaner & Jaipur	100000.00	5032.00
			TOTAL	100000.00	5032.00
2	29.12.2010	61122644319	State Bank of Bikaner & Jaipur	3064766.00	72049.00
			TOTAL	3064766.00	72049.00
			GRAND TOTAL	240052522.00	5429372.00

Total FDR Amount (A+B)

245481894.00


Dy. Registrar (A/c)

List of Fixed Deposit Receipt (2010-11)

Industrial Consultancy Cell

S.No.	Date	FDR No.	Name Of Bank	Amount	Accrued Interest
			List of FDR (I.C. Cell)	(A)	(B)
1	13.09.2010	112308	Central Bank of India	21267516.00	104975.00
2	21.07.2010	471808	State Bank of Bikaner & Jaipur	6000000.00	211516.00
3	25.09.2010	906589	Oriental Bank of Commerce	7000000.00	206224.00
4	29.12.2010	6678453	ICICI Bank Limited	17740706.00	412332.00
			TOTAL	52506222.00	1122787.00
			Total FDR Amount (A+B)		52629011.00

Dy. Registrar (A/c)

MALAVIYA NATIONAL INSTITUTE OF TECHNOLOGY JAIPUR
Balance Sheet 2010-11

List of Fixed Deposit Receipt (2010-11)
GPF Trust

S. No.	Date	FDR No.	Name Of Bank	Amount	Accrued Interest
			List of FDR (G.P.F. Trust)	(A)	(B)
1	23.03.2011	3115459566	Central Bank of Inda	6244800.00	26540.00
2	28.12.2010	3155995003	State Bank of India	10000000.00	202337.00
3	28.12.2010	31559950263	State Bank of India	10000000.00	202337.00
4	28.12.2010	31559950343	State Bank of India	10000000.00	202337.00
5	28.12.2010	31559949837	State Bank of India	10000000.00	202337.00
6	28.12.2010	31559939205	State Bank of India	10000000.00	202337.00
7	28.12.2010	31559950172	State Bank of India	10000000.00	202337.00
8	28.12.2010	31559950489	State Bank of India	10000000.00	202337.00
9	28.12.2010	31559950671	State Bank of India	10000000.00	202337.00
10	28.12.2010	31559950977	State Bank of India	10000000.00	202337.00
11	28.12.2010	31559951110	State Bank of India	10000000.00	202337.00
12	28.12.2010	31559958525	State Bank of India	10000000.00	202337.00
13	28.12.2010	31559951799	State Bank of India	13080428.00	264666.00
14	21.07.2010	61101194644	State Bank of Bikaner & Jaipur	4000000.00	201277.00
			TOTAL	133325228.00	2718190.00

Total FDR Amount (A+B)

136043418.00



Dy. Registrar (A/c)

List of Fixed Deposit Receipt (2010-11)

CMSIC

S.No.	Date	FDR No.	Name Of Bank	Amount	Accrued Interest
			List of FDR (CMSIC)	(A)	(B)
1	28.12.2010	2090	HDFC Bank	3700301.00	68430.00
			TOTAL	3700301.00	68430.00

Total FDR Amount (A+B)

3768731.00


Dy. Registrar (A/c)

MALAVIYA NATIONAL INSTITUTE OF TECHNOLOGY JAIPUR
Balance Sheet 2010-11

Fees Structure for B. Tech./B.Arch. students admitted in the session 2010-11

S. No.	Head of Fees	Odd Semesters		Even Semesters	
		For General Category Students (in Rupees)	For SC/ST & Girl Students (in Rupees)	For General Category Students (in Rupees)	For SC/ST & Girl Students (in Rupees)
A. Admission/Tuition Fees					
1.	Admission Processing Fee	1000.00	1000.00	1000.00	1000.00
2.	Tuition Fee	17500.00	--	17500.00	--
B. Institute Fees (Common for all students)					
3.	Development	3000.00	3000.00	3000.00	3000.00
4.	Book Bank	500.00	500.00	500.00	500.00
5.	Library	300.00	300.00	300.00	300.00
6.	Computer/Internet	750.00	750.00	750.00	750.00
7.	Sports & Creative Arts Society	300.00	300.00	300.00	300.00
8.	Students Welfare	300.00	300.00	300.00	300.00
9.	Educational Tour	250.00	250.00	250.00	250.00
10.	Industrial Training & Placement	250.00	250.00	250.00	250.00
11.	Examination	500.00	500.00	500.00	500.00
C. Group Insurance *					
12.	Insurance Fees	25.00	25.00		
	Total (A+B+C)	24675.00	7175.00	24650.00	7150.00
D. Hostel Fees					
13.	Room Rent	1200.00	1200.00	1200.00	1200.00
14.	Light & Water Charges	1500.00	1500.00	1500.00	1500.00
	Total (D)	2700.00	2700.00	2700.00	2700.00
E. One Time Payment at Admission					
15.	Institute Caution Money (refundable) (for All)	5000.00	5000.00	--	--
16.	Hostel Caution Money (refundable) (for Hostellers)	5000.00	5000.00	--	--
17.	Mess Advance (for Hostellers)	5000.00	5000.00		
18.	Alumni Association Membership Fees	1000.00	1000.00	--	--
19.	Identity Card Charges	100.00	100.00	--	--
	Total (E)	16100.00	16100.00	--	--
	Overall Total (A+B+C+D+E)				
	For Hostellers	43475.00	25975.00	27350.00	9850.00
	For Day Scholars	30775.00	13275.00	24650.00	7150.00

* Group insurance fees will be as per actual.

MALAVIYA NATIONAL INSTITUTE OF TECHNOLOGY JAIPUR
Balance Sheet 2010-11

**Fees Structure for M.Tech./M.Plan./M.Sc./MBA/Ph.D. (Full-time) students
admitted in the session 2010-11**

S. No.	Head of Fees	Odd Semesters		Even Semesters	
		For General Category Students (in Rupees)	For SC/ST Students (in Rupees)	For General Category Students (in Rupees)	For SC/ST Students (in Rupees)
A. Admission/Tuition Fees					
1.	Admission Processing Fee	1000.00	1000.00	1000.00	1000.00
2.	Tuition Fee	17500.00	--	17500.00	--
B. Institute Fees (Common for all students)					
3.	Development	3000.00	3000.00	3000.00	3000.00
4.	Book Bank	500.00	500.00	500.00	500.00
5.	Library	300.00	300.00	300.00	300.00
6.	Computer/Internet	750.00	750.00	750.00	750.00
7.	Sports & Creative Arts Society	300.00	300.00	300.00	300.00
8.	Students Welfare	300.00	300.00	300.00	300.00
9.	Educational Tour	250.00	250.00	250.00	250.00
10.	Industrial Training & Placement	250.00	250.00	250.00	250.00
11.	Examination	500.00	500.00	500.00	500.00
C. Group Insurance *					
12.	Insurance Fees	25.00	25.00		
	Total (A+B+C)	24675.00	7175.00	24650.00	7150.00
D. Hostel Fees					
13.	Room Rent	1200.00	1200.00	1200.00	1200.00
14.	Light & Water Charges	1500.00	1500.00	1500.00	1500.00
	Total (D)	2700.00	2700.00	2700.00	2700.00
E. One Time Payment at Admission					
15.	Institute Caution Money (refundable) (for All)	5000.00	5000.00	--	--
16.	Hostel Caution Money (refundable) (for Hostellers)	5000.00	5000.00	--	--
17.	Mess Advance (for Hostellers)	5000.00	5000.00		
18.	Alumni Association Membership Fees	1000.00	1000.00	--	--
19.	Identity Card Charges	100.00	100.00	--	--
	Total (E)	16100.00	16100.00	--	--
Overall Total (A+B+C+D+E)					
	For Hostellers	43475.00	25975.00	27350.00	9850.00
	For Day Scholars	30775.00	13275.00	24650.00	7150.00

* Group insurance fees will be as per actual.